


Product datasheet

TeleGuard Outdoor Wireless Platform (2.4 GHz)



Point to Point Link / Access Point / CPE



Outdoor Point to Point Link
5 Km at 10 Mbps



Main Applications
Building to building connectivity
Bridging / Backhauling
Outdoor Access Point



Front view of RFT-Link mounted on a pole

Application: Building to Building Connectivity, Bridging, Backhauling , Outdoor Access Point for 802.11 b/g.

RFT-Link is the product of choice for people who want to join two sites or deploy a wireless network easily and efficiently. RFT-Link combines excellent radio technology, open source, feature rich firmware with state of the art antenna technology making a compelling solution ready to go straight from the box.

RFT-Link gives individuals and WISPs an unmatched solution for deploying and managing wireless networks easily and efficiently.

RFT-Link products are suitable for outdoor use in harsh environments and are ideal for

- WISP deployment across cities and rural areas
- Housing Complex, Hotels, Warehouses, Business Centres, Shopping Centres
- Airports, Railway stations
- Marinas, Harbours
- Sport venues (Stadium etc ...)
- Broadband design, covers the full 2.4 GHz band.

Main Features

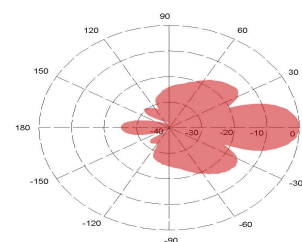
- Rugged construction for outdoor use with an ergonomically pleasing designed enclosure
- Comes integrated with a high gain 14 dB directional antenna
- Capability of connecting an external antenna through a N-type connector
- Comes integrated with a high performance 14 dB directional antenna
- Power over ethernet (POE)
- Weather shield around the RJ45 connection (data + power)
- Tilting bracket for beam pointing adjustment
- Comes with latest version of dd-wrt firmware with Sputnik Agent™ for increased functionality
- Uses state of art radio technology based on Broadcom or Atheros chipset for exceptional link performance. (Error free data links)
- Supports WDS for wireless coverage expansion (AP, P2P, P2MP)
- High level security management options (WEP, WPA2, Radius)
- SNMP remote management
- Site survey for available access points (AP) and clients through firmware
- Easily configured either as a Client or Access Point
- Delivered boxed with all accessories to deploy the unit on site



Back view showing tilting bracket on a pole



Urban deployment example.



Radiation Pattern of the integrated antenna

SPECIFICATION

Electrical

| | |
|---|---|
| Output Power with integrated antenna (EIRP) | +30 dBm |
| Software adjustable to conform to local regulatory requirements | |
| Transmitter output from the device | +17 dBm |
| Receiver Sensitivity | -93 dBm (802.11b, 11 Mbps) -76 dBm (802.11g, 54 Mbps) |
| Data Rates | up to 11 Mbps with auto fall back (802.11b) up to 54 Mbps with auto fall back (802.11g) |
| Power Source | Power over Ethernet enabled supplied 12V /1 A DC Power Supply supplied |
| Power over Ethernet (Passive Injector) | Input: RJ45 dat + 12V DC / Output RJ45 data + DC Power combined |
| AC/DC power adapter | 230 V AC, 50 ~ 60 Hz / Output 12VDC/1A or Supplied with suitable in country PSU |
| Unit Power Consumption | 5 Watt |
| Frequency Band | 2.4 to 2.485 GHz (ISM Band) |
| Modulation Technique | 802.11b: CCK, DQPSK, DBPSK and 802.11g OFDM |
| Device Configuration | Web based software SNMP, TFTP for firmware upgrade. Configuration: Upload/Download / Device Status and log |
| Software | dd-wrt firmware (www.dd-wrt.org) with Sputnik Agent (www.sputnik.com) to give carrier class functionality and network control. DHCP server / Client |
| Operating modes | AP, P2P, P2MP bridging |
| Security | WEP, WPA2, 802.11x Radius Authentication MAC address filtering, Layer 2 Isolation |
| Operating System | Windows 98, 2K, XP, Vista and Linux |
| Mechanical | |
| Enclosure Material | UV Stabilised ABS plastic |
| Dimensions | 230mm x 230mm x 90 mm |
| Weight | 800g |
| Warranty | 1 Year limited |

■ dd-wrt firmware from (www.dd-wrt.org), GPL code, enhanced functionality firmware for wireless radio hardware for Broadcom or Atheros chipset.

■ Sputnik-Agent from (www.sputnik.com), enhanced firmware for remote network management and authentication of Wi-Fi networks.

The firmware is used as supplied by their respective owners and SLD is not responsible for any software malfunction or defects whatsoever, for upgrades and support consult the respective websites mentioned above. All other names are or may be the trademarks of their respective owners.

Firmware Partners



Access Point Configuration

RFT-Link hardware can easily be configured as an outdoor base station/access point to give 360° coverage, by fitting a high performance external 9 dB omnidirectional antenna (RFT-OMV-09-24) available from RFTechnics.

We supply different types of antennas with a variety of coverage patterns to suit the most demanding network deployment scenarios.

Package Content

| Quantity | Description |
|----------|--|
| 1 | Radio unit with integrated 14 dB directional antenna |
| 1 | AC/DC power supply unit |
| 1 | Power over Ethernet injector module |
| 1 | Pole mounting bracket kit (1 U bolt (2.5" dia.) + 1 Clamp) |
| 1 | Tilting bracket (L-shaped) to give continuous angle adjustment (+/- 30°) |
| 1 | CD-ROM(Tutorial and application notes) |
| 1 | 1 m length of CAT-5 cable |
| 1 | 10 m length of CAT-5 cable |



RFT-Link connected to an external omnidirectional antenna. (Access Point)



Power Over Ethernet Injector connections.

Blue: CAT5 cable (Data) connects to PC or Hub

Grey: CAT5 cable (Data + Power) connects to the radio unit



Connection Detail:
Weather protected ethernet connection (Data+Power)
N-Type RF connection for external antenna.

SLD Security & Communications
The Old Forge, Ockham Lane, Ockham, Surrey GU236PH England
Phone +44.1483225633 · Fax +44.1483225634
sales@sld.co.uk · www.sld.co.uk

