

# EDC-IPS-2/24V

Home | Security | Housings | for Dome Cameras

EDC-IPS-2/24V

Pendant Mount Indoor Dome Housing with Tinted Bubble 6.5",

24VAC

**Art-Nr. 74134**



## Main Features

Indoor housing for Fastrax I - III dome cameras  
Tinted bubble 6.5" (165mm)  
Prepared for wall and ceiling mount  
Heater & blower kit included

Supply voltage: 24VAC/50-60Hz  
Protection rating: IP66  
Option: Wall and ceiling mount brackets, power box  
Option: Connection cable #74143 & #74144

## Specifications

Camera fixing	dome
Weight	2.8kg
Bubble	165mm (6.5"), tinted acrylic plastic
Supply voltage	24VAC, 50/60Hz
Heater	yes
Power consumption	approx. 75watts for heater, blower and incl. dome camera
Power consumption (heater)	approx. 50W
Temperature range (operation)	-45°C ~+50°C
Protection rating	IP66
Connection	1 1/2"PT thread
Load capacity	approx. 2kg
Mounting	wall or ceiling pendant mount
Vandalism resistant	no
Housing	indoor
Housing material	aluminium

## EDC-IPS-2/24V

(Continuation Specifications)

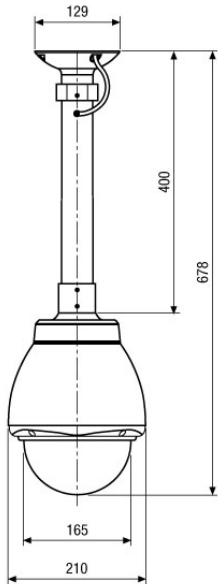
<b>Sunshield</b>	No
<b>Colour (housing)</b>	Pantone Cool Gray 1C
<b>Colour (bubble)</b>	tinted

### Optional accessories

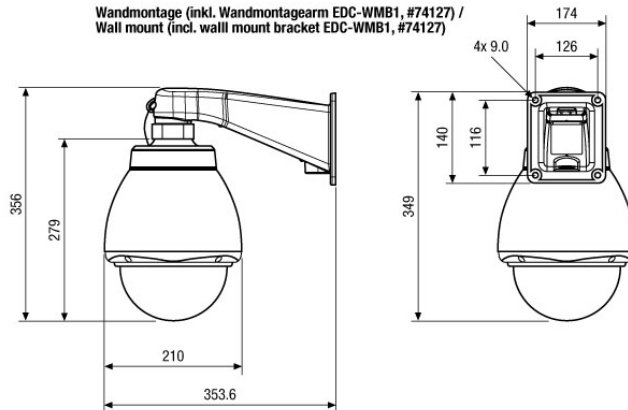
<b>70449</b>	<b>NE-128</b>	Voltage supply unit 230V/24VAC-5A, IP66
<b>74127</b>	<b>EDC-WMB1</b>	Wall Mount for EDC(H) Dome Cameras with Mounting Kit
<b>74140</b>	<b>EDC-RTB2</b>	Pole & Roof Mount Bracket for Fastrax 2 outdoor Housings & EDCH
<b>74128</b>	<b>EDC-CMT1</b>	Ceiling Mount Tube with Flange Plate for EDC(H) Dome Cameras with Mounting Kit
<b>74125</b>	<b>EDC-AKS1</b>	Power&Connection Box with Mounting Bracket for In/Outdoor, 230V-24VAC/3.0A
<b>74163</b>	<b>EDC-AKS2</b>	Power&Connection Box with Connection Cable 3.5m, In/Outdoor, 230V-24VAC/3.0A
<b>74143</b>	<b>EDC-OPX/IPX-CC1</b>	Connection cable for EDC-xxx-2 Fastrax III, Standard Domes in In/Outdoor Housing

## Technical drawing

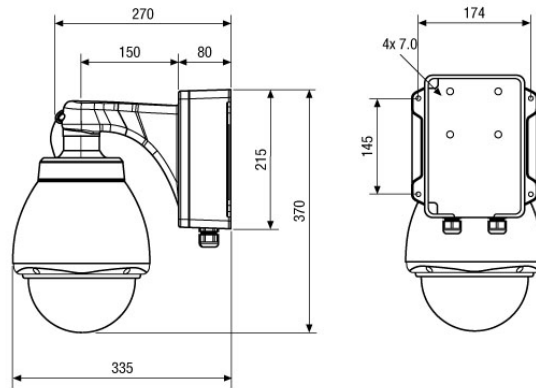
Deckenmontage (inkl. Deckenmontagerohr EDC-CMT1, #74128) /  
Ceiling mount (incl. ceiling mount tube with flange plate EDC-CMT1, #74128)



Wandmontage (inkl. Wandmontagearm EDC-WMB1, #74127) /  
Wall mount (incl. wall mount bracket EDC-WMB1, #74127)



Wandmontage (inkl. Anschlussbox mit Netzgerät und Montagearm EDC-AKS-1, #74125) /  
Wall mount (incl. power & connection box with mounting bracket EDC-AKS-1, #74125)



Der Wandmontagearm, die Deckenhalterung und die Anschlussbox mit Netzgerät sind im Lieferumfang des Domegehäuses nicht enthalten.  
Wall bracket, ceiling tube and power & connection box are not included with the dome camera housing.

Maße / Dimensions: mm

SLD Security & Communications  
The Old Forge, Ockham Lane, Ockham, Surrey GU236PH England  
Phone +44.1483225633 · Fax +44.1483225634  
sales@sld.co.uk · www.sld.co.uk

